




PAGE 1 (3)	Spare parts list for Iro IWF 2231E.24.X. The position numbers correspond to ref. no. 31-8916-0201-02/0708 exploded view.	REF. NO. 31-8926-0201-05/0953	
---------------	---	----------------------------------	---

POS	PART NO	DESCRIPTION	REMARKS
1	900.0555	SCREW	
2	31.0265	WASHER	
3	900.2072	WASHER	
4	900.1013	NUT	
5	900.0532	SCREW	
6	31.1227.0017	MOTOR Compl.	
7	900.4064	BEARING	
8	900.4061	BEARING	
9	900.6101	EYELET	
10	31.1210.001	VALVE Compl. (incl. eyelet)	
11	900.0218	SCREW	
12	31.0218	MAGNET HOLDER Compl.	
13	31.1185	Clamp PFT-bar	
14	900.0114	SCREW	
15	31.1117	SEAL	
16	900.0117	SCREW	
17	31.1075	HALL SENSOR Compl.	
18	31.1093	GROMMET	
19	900.0075	SCREW	
20	31.1213	CLAMP air tub	
21	900.0542	SCREW	
22	31.1214	SEAL	
23	900.9296	AIR CONNECTION (Angel)	
24	900.9412	AIR CONNECTION (Straight)	
25	31.1216	AIR DISTRIBUTION BLOCK	
26	27.0644	STATOR	
27	900.0179	SCREW	
28	900.0117	SCREW	
29	31.1005	SPRING PLATE	
30	31.9126.000	CIRCUIT BOARD	
30	31.1087.002M	CIRCUIT BOARD Compl. (including pos. 28,29,31,32,33,34)	
31	900.0087	SCREW	
32	900.0462	SCREW	
33	31.1003	PLASTIC COVER	
34	31.1050.000M	COVER	
35	900.9064	O-RING	
36	900.0081	SCREW	
37	27.0676.1200	CABLE 1,2m	
38	900.0218	SCREW	
39	31.1015	COVER	
40	31.1117	SEAL	
41	900.0514	SCREW	
42	31.1187	PLUG CONE BAR	
43	31.1181	BAR	
44	900.0130	SCREW	
45	31.1192.0007	ARM FOR PFT	
46	900.0081	SCREW	
47	900.0117	SCREW	
48	31.1208.001	HOSE	
49	31.1207.002	HOSE	
50	31.1193	ARM COVER	
51	31.1200	VENTIL COMPL.	
52	900.0509	SCREW	
53	31.1209	ARM COVER COMPL.	
54	31.1061	ROTOR	
55	900.9314	KEY	
56	900.9376	KEY	
57	900.6165	EYELET	
58	31.1249	GUIDE	

PAGE 2 (3)	Spare parts list for Iro IWF 2231E.24.X. The position numbers correspond to ref. no. 31-8916-0201-02/0708 exploded view.	REF. NO. 31-8926-0201-05/0953	
---------------	---	----------------------------------	---

POS	PART NO	DESCRIPTION	REMARKS
59	900.0218	SCREW	
60	900.0218	SCREW	
61	31.0218	MAGNET HOLDER Compl.	
62	900.0114	SCREW	
63	31.1220	CLAMP BALLOON CONE	
64	900.6144	EYELET	
65	31.1221	BALLOON CONE	
66	31.1198	EYELET NOZZLE INSERT	
67	900.9409	O-RING	
68	31.1219	NOZZLE INSERT COMPL.	
69	900.6144	EYELET	
70	31.1183	NOZZLE	Full threading
70	31.1230	NOZZLE	Non threading
71	900.0130	SCREW	
72	900.9349	AIR CONNECTOR	
73	31.1199	EYELET NOZZLE OUTLET	
74	31.1218	NOZZLE COMPL.	
75	31.1058	MAGNET CHASSIS	
76	31.1010	SEAL (for band cable)	
77	31.1011	SEAL (for magnet cable)	
78	31.1236	RESERVE SENSOR	
79	900.0087	SCREW	
80	31.1096	COVER	
81	31.0964.005	MAGNET Compl.	
82	31.0087	SCREW	
83	31.1068	SENSOR CIRCUIT BOARD	
84	900.0075	SCREW	
85	31.1022	MAGNET HOLDER	
86	900.0117	SCREW	
87	31.1046	COVER Compl.	
88	900.0260	SCREW	
89	900.2091	WASHER	
90	900.9017	CIRCLIP	
91	900.0535	SCREW	
92	900.9014	CIRCLIP	
93	31.1095	MAGNET RING	
94	31.0204.004	WINDING DISC (incl. pos 95, 96)	
94	31.0204.003	WINDING DISC Compl. (incl. pos 91, 93,95,96)	
95	25.0081	EYELET HOLDER	
96	25.0078	EYELET	
97	900.0255	SCREW	
98	31.0647	MAGNET RING Compl. (incl. pos. 99,100)	
99	900.0465	SCREW	
100	31.0219	MAGNET HOLDER Compl.	
101	900.9339	O-RING	
102	31.0298	INCLINED HUB	
103	900.4064	BEARING	
104	31.0902	SEAL	
105	900.0494	SCREW	
106	31.0903	PLASTIC FILLING BODY	
107	31.0904	SEAL	
108	31.1164	OSCILLATING DISC. (incl. bearings)	
109	31.0463	SLEEVE	
110	31.0325	SPACER	

PAGE 3 (3)	Spare parts list for Iro IWF 2231E.24.X. The position numbers correspond to ref. no. 31-8916-0201-02/0708 exploded view.	REF. NO. 31-8926-0201-05/0953	
---------------	---	----------------------------------	---

111	900.4064	BEARING	
112	900.2069	SHIM	
113	31.0295	COUNTERWEIGHT	
114	31.0350	NUT	
115	900.0506	SCREW	
117	31.0847	BRUSH	
118	31.0402.001	MAGNET FINGER Compl. (incl. pos. 115,116,117)	
119	31.0342	SEAL	
120	900.4062	BEARING	
121	31.0893	FINGER	
121	31.0492	FINGER -1°	Option
122	31.0571	HUB (Incl. bearings)	
123	900.2091	WASHER	
124	900.0218	SCREW	
125	31.0308	SPACER	
126	900.4062	BEARING	
127	31.0366	SPACER	
128	25.0470	COLLAR WITH SCREW	
129	25.0355	SCREW	
130	31.0505	COVER	